

Vortex Transmission Optimizer

Cars • Vans • Suvs • Pickups

Make Your Transmission Like New

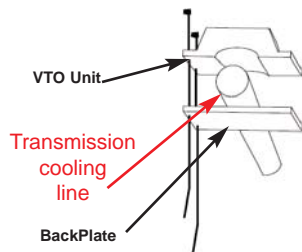
Welcome to the world of advanced smart technology. The Vortex Transmission Optimizer substantially extends the life of your transmission by reducing and eliminating the enemies of transmission wear and tear: carbon, varnish and gum buildup in the valves, clutches, lines and pump to maintain a like-new operating efficiency.

Vortex Transmission Optimizers are installed in minutes to give a lifetime of service.

Installing the Vortex Transmission Optimizer (VTO)

VTO units

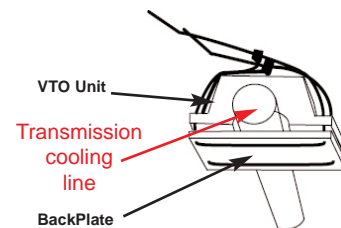
Step One



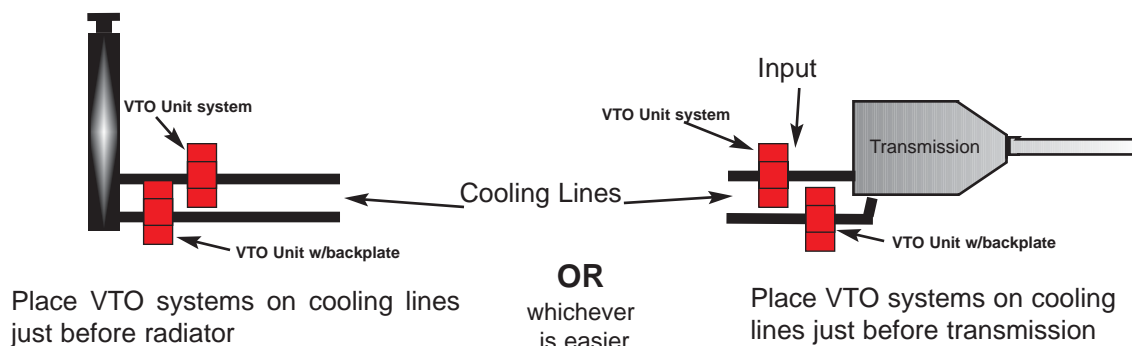
STEP ONE: put straps through one side of the VTO and back plate.

STEP TWO: Place VTO and backplate over transmission line and thread straps through remaining holes. Tighten both straps. Cut off excess strap.

Step Two



Place a VTO system on both transmission cooling lines at the radiator or transmission – whichever is easier to apply



Lifetime Limited Power Warranty • 90 Day Money-Back Guarantee

Vortex Fluid Optimizer Corp.

1161 James Street, Hattiesburg, MS 39401 TEL (877) 888 - 2744

2008 © Patents Pending